

2016 CAT 563C FELLER BUNCHERS - WHEEL

INSPECTION DETAILS

Inspection Type	Marketing
Inspection Form	Standard
Inspection #	10141250
Inspection Status	Inspected
Created	08/13/24 08:19:13
Updated	08/13/24 14:28:32
Created By	Newman, Joe D.
Inspector	Newman, Joe D.
Salesperson	Dougherty, Daniel E.
Serial #	W6300278
SMU / Hours	6,325



FEATURES

General

- Lighting
- Product Link
- Radio - Bluetooth

Emissions

- Ultra Low Sulfur Diesel Fuel

Attachments

- Saw Head

CONDITION



Good



Fair



Poor

Approved Repair

GENERAL APPEARANCE

Counterweight



Crankcase Guard / Battery Box



Eng. Enclose Hood / Stack



Engine Doors



Fuel Tank



Grab Irons



Hood



Main Frame Welds



Paint



4

The paint is faded and scratched throughout.

Pre-Cleaner Bowl



Radiator Grill & Shroud



Sheet Metal



Steps / Ladder



Cleaning Required

YES

Extra Fuel Tanks

NO

S.O.S. Taken

NO

SAFETY ITEMS

Brake Hold



Horn



Cab Guards

YES

ROPS

YES


Safety Decals In Place

YES



Safety Decals In Place / Legible




YES



OPERATOR STATION

Air Conditioner

Blowing 63 degrees F. Ambient 79 degrees F. There is approximately a 15 degree F. difference.



3 Dash Console


Door Latches

The right side door will not unlatch from the outside.




EMS Panel / Warnings



Floor Boards





Gauges


Glass / Mirrors

The side windows are in good condition, the front and back windshields are scratched, and heavily pitted.

5 Heater


Interior Lights


Seat Belt

The back seat belt winding is broken, the seat belt will not retract.

2 Seat Cushion / Arm Rest

The seat cushions and covers are in good condition, the right side arm rest is heavily cracked, and the left side arm rest has some cracking around the sides.

2 Switches


Back Up Alarm
YES




Current O&MM
NO

Current Parts Manual
NO




Current Safety Manual
NO

ROPS Certification Plate
YES




ENGINE




Belts / Pulleys - ENGINE





Engine Supports


Exhaust / Muffler


Fuel Injection System


Governor / Control


Operating Condition - ENGINE


Turbocharger / Blower








Blow By
NO

Compression in Radiator
NO





Fluid Levels OK?
YES

Has Engine been rebuilt? NO	Knocking NO	Oil Leaks NO
Water in Oil NO		
Smoke (B/D/L/W) None.		










COOLING SYSTEM

Coolers 	Fan 	Fan Drive 
Hoses 	Radiator 	Water Pump 
Leaks - COOLING SYSTEM NO		

ELECTRICAL, STARTING AND CHARGING SYSTEM

Alternator 	Starter 	Wiring   2 The wiring for the left side joystick has been repaired, or modified.
Block Heater NO	Ether Aid NO	

TRANSMISSION

Case 	Controls - TRANSMISSION 	Cooler 
Drive Shaft 	Operating Condition - TRANSMISSION 	Pump - TRANSMISSION 
Seals 	Temp / Pressure Gauges 	Transmission 

Transmission - Forward Shifts
●●●

Transmission - Reverse Shifts
●●●

Universal Joints - TRANSMISSION
●●●

Mag Screens Checked
NO

Transmission - Noisy
NO

Notes - TRANSMISSION
The belly pan below the transmission is wet, it is unknown if it is a transmission leak or a hydraulic leak.



HYDRAULICS

Boom Cylinder
●●●

Hose Lines



There are several hoses that are aged and cracking.



Operating Condition - HYDRAULICS



The machine has a significant amount of hydraulic codes, please refer to the P.S.R. for specifics.

Pump Drive
●●●

Pumps & Valves



Tank



Travel Motors
●●●

Notes - HYDRAULICS
The cutter head will raise as it should, but will not go down, it is unknown if it is due to codes, or if it is a mechanical issue at the boom. Oth left and right side steering cylinders are leaking.



ATTACHMENTS / WORK TOOLS

Mulcher Head
NO

Saw Head
YES


Shear Head
NO

Notes - ATTACHMENTS / WORK
TOOLS

The center clamp arm is not working opening, or closing. The left side arm operats as it should.

FINAL DRIVES

Housings
●●●

Planetaries / Diff 3
●●
Both front and back differentials are leaking.

TIRES

	Make / Serial#	Tread Depth in 1/32"	% Life Remaining	Recapped	Tread Cuts/Chunks	Side Cuts Section
Left Front	Primex Logmonster	54	77%	NO	NO	NO
Left Rear	Firestone	38	54%	NO	YES	YES
Right Front	Primex Logmonster.	55	No specs.	NO	NO	NO
Right Rear	Firestone	43	No specs.	NO	YES	NO


Tire Size - TIRES
30.5-32


COMMENTS, MISC. REPAIRS, GENERAL REMARKS

comment 1
Inspected 8-13-24 @ 6325 HRS.

MARKETING PHOTOS (31)













LINE ITEM PHOTOS (44)

Paint



The paint is faded and scratched throughout.



Air Conditioner



Blowing 63 degrees F. Ambient 79 degrees F. There is approximately a 15 degree F. difference.





Glass / Mirrors

●●
The side windows are in good condition, the front and back windshields are scratched, and heavily pitted.





Seat Belt



The back seat belt winding is broken, the seat belt will not retract.



Seat Cushion / Arm Rest




The seat cushions and covers are in good condition, the right side arm rest is heavily cracked, and the left side arm rest has some cracking around the sides.



Wiring




The wiring for the left side joystick has been repaired, or modified.



Notes - TRANSMISSION





The belly pan below the transmission is wet, it is unknown if it is a transmission leak or a hydraulic leak.



Hose Lines



There are several hoses that are aged and cracking.



Planetaries / Diff



●●
Both front and back
differentials are leaking.





Notes - HYDRAULICS

The cutter head will raise as it should, but will not go down, it is unknown if it is due to codes, or if it is a mechanical issue at the boom. Oth left and right side steering cylinders are leaking.



	Make / Serial#	Tread Depth in 1/32"	% Life Remaining	Recapped	Tread Cuts/Chunks	Side Cuts Section
Left Front	Primex Logmonster	54	77%	NO	NO	NO
						

	Make / Serial#	Tread Depth in 1/32"	% Life Remaining	Recapped	Tread Cuts/Chunks	Side Cuts Section
Left Rear	Firestone	38	54%	NO	YES	YES
						





	Make / Serial#	Tread Depth in 1/32"	% Life Remaining	Recapped	Tread Cuts/Chunks	Side Cuts Section
Right Front	Primex Logmonster.	55	No specs.	NO	NO	NO



	Make / Serial#	Tread Depth in 1/32"	% Life Remaining	Recapped	Tread Cuts/Chunks	Side Cuts Section
Right Rear	Firestone	43	No specs.	NO	YES	NO

